

BERKSHIRE CLASS A FAMILY LINE UP



BERKSHIRE

A new adventure is awaiting you around every corner. Sophisticated décor, real hardwoods and unsurpassed attention-to-detail are all traits of a Berkshire Motorhome.

BERKSHIRE XL

Offering modern, yet easy living interiors with fresh, tasteful decors, the Berkshire XL will exceed your expectations for luxury and comfort in a Class A motorhome.

BERKSHIRE XLT

The Berkshire XLT Class A Motorhome provides a level of luxury and performance expected of a tag axle with an unmatched value driven price point.

CHARLESTON

A Charleston Motorhome brings unparalleled design and performance together with a contemporary interior. It features a quality Freightliner XCR raised rail chassis.

YOUR CHARLESTON DEALER:

CHARLESTON

FOLLOW US:



CONTACT INFORMATION: Forest River Diesel Division

1800 W. Hively Ave., Elkhart, IN 46517

(574) 522-3693

www.forestriverinc.com

www.shopforestriver.com

All information contained in this brochure is believed to be accurate at the time of publication. However, during the model year, it may be necessary to make revisions and Forest River, Inc., reserves the right to make all such changes without notice, including prices, colors, materials, equipment and specifications as well as the addition of new models and the discontinuance of models shown in this brochure. Therefore, please consult with your Forest River dealer and confirm the existence of any materials, design or specifications that are material to your purchase decision.



PRE-DELIVERY INSPECTION FACILITY
20,000 square feet of quality assurance. The bare essentials for a premium product. This state-of-the-art facility gives immediate daily feedback to production for quality assurance in every unit built.

**24/7 EMERGENCY
ROADSIDE ASSISTANCE
WITH VEHICLE PURCHASE***

TOWING	WINCH-OUT
JUMP-STARTS	MOBILE MECHANIC
TIRE CHANGES	TECHNICAL SUPPORT
FLUID DELIVERY	DEALER LOCATOR SERVICES
LOCKOUT SERVICE	

SAFERIDERY MOTOR CLUB
*VALID FOR 1 YEAR FROM DATE OF PURCHASE

CUSTOMER SATISFACTION

FOREST RIVER
encourages you to

BUY LOCAL

PREFERENTIAL SERVICE | PRODUCT INFORMATION

www.ForestRiverBuyLocal.com

FREE MEMBERSHIP
to Forest River Owners' Group

www.forestriverfrog.com

©Berkshire - a division of Forest River Inc.
A Berkshire Hathaway company



Learn More
Scan this barcode using a QR Reader on your smart phone to learn more about Forest River.



A Berkshire Hathaway company.


CHARLESTON

GET YOUR HANDS ON IT



CHARLESTON

LUXURY CLASS A DIESEL



WHEREVER YOU MAY ROAM
MAKE CHARLESTON YOUR HOME



TRU-BRACE FOUNDATION

FEATURING TRU-ACCESS FROM 



CUMMINS ISL TURBO DIESEL
8.9 LITER 450 HP, 1250 FT/LBS
OF TORQUE



ALLISON 3000MH
6-SPEED TRANSMISSION



TRAILER HITCH WITH
15,000 LBS. CAPACITY



100 OR 150 GALLON, LOCKING,
DUAL FILL FUEL TANK



FREIGHTLINER'S ZF INDEPENDENT
FRONT SUSPENSION



ADAPTIVE CRUISE CONTROL
W/COLLISION MITIGATION



Driven By You

IT'S ALL ABOUT
THE DRIVING FORCE

ANTI-CAMBER SUPPORT BRACING found on our TRU-BRACE FOUNDATION features an industry best 15,000 lb towing capacity. Freightliner's ZF Independent Front Suspension provides an automotive-like feel and maneuverability.



Freightliner's V-Ride™ Rear RV Suspension System, rated up to 24,000 pounds, gives you the freedom to choose more amenities and carry more cargo. It also provides superior roll stability, a smoother ride and more stable handling—in any driving condition.

Large volumetric air springs and premium Sachs Shocks deliver the smoothest ride available for your Berkshire motorhome.

The V-connection dissipates suspension forces, reducing stress on the coach for greater durability and longevity.



BrakeSync is the only factory-installed, factory-warranted supplemental braking system providing more automotive style mounting along with air connection with quick disconnect. It also provides more preventative maintenance and safety features than other chassis-supplied systems.

LIKE A PENTHOUSE SUITE ON WHEELS



CHARLESTON

The 36A floorplan shown below with Villa soft touch hide-a-bed sofa, overhead cabinet storage, and conveniently located lighting enhance this interior.

Hardwood cabinetry is standard and features raised-panel doors. Polished solid-surface counter-tops and high-end appliances are also standard.

The 36A bedroom features a 72x80 inch motorized tilt Serta King bed, bedspread and decorative pillows. You'll also enjoy plenty of convenient storage.



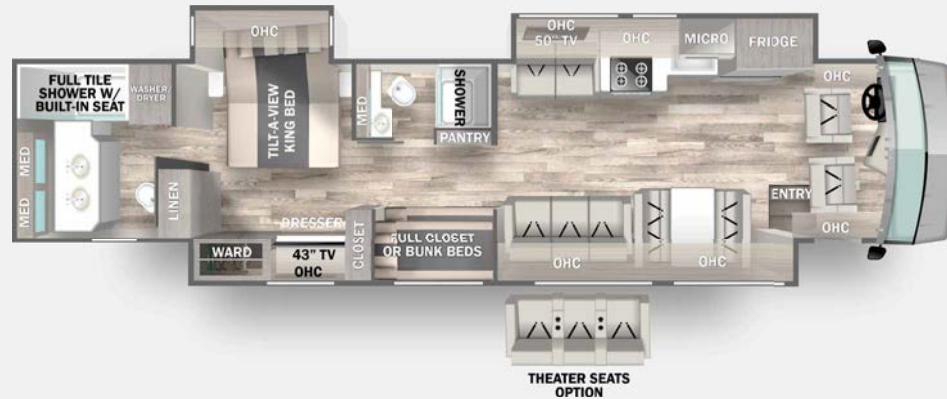
Charleston is the flagship Class A motorhome brand of Forest River. It is driven by an unending pursuit for precision and quality inside and out. Offering modern interiors with fresh, livable decors, the Charleston will exceed your expectations for luxury and comfort. 36A floorplan shown here.

Electric heated tile floors, shown above, are an example of much attention to detail you'll find in our spacious room designs.

A "soft touch" dream booth dinette is expandable and is shown above on the 36A Charleston floorplan.

Pictured here are Charleston's full tile shower walls, glass shower door and convenient roller blind.

THE RIGHT PLAN FOR YOU



36A

The Charleston 36A provides all the benefits in a spacious, short floorplan. You'll find large counter space, full tile shower, and a spacious bedroom with plenty of storage throughout.

450HP WITH ALLISON 3000MH TRANSMISSION	
GVWR (lbs)	39,660
GCWR (lbs)	54,660
GAWR, Front Axle (lbs)	15,660
GAWR, Rear Axle (lbs)	24,000
GAWR, Tag Axle (lbs)	N/A
Black tank (gal)	42
Fresh Water Capacity w/quick drain valve (gal)	103
Grey Tank (gal)	66
Main Patio Awning Length	17' 5"
Optional Patio Awning Length	14' 3"
Wheel Base	224"
Overall Width	100"
Hydronic Heat Output (BTU)	60,000
*Approx. Overall Length W/out Hitch	36'11"
*Approx. Overall Height	13'1"
*Approx. Overall Compartment Storage (SF)	135

45D

This luxurious floorplan features two full bathrooms with a usable wardrobe/bunk. The high end showers are large, and there's plenty of countertop space!

450HP WITH ALLISON 3000MH TRANSMISSION	
GVWR (lbs)	47,000
GCWR (lbs)	62,000
GAWR, Front Axle (lbs)	17,000
GAWR, Rear Axle (lbs)	20,000
Tag Axle (lbs)	10,000
Black tank (gal)	42
Fresh Water Capacity w/quick drain valve (gal)	103
Grey Tank (gal)	66
Main Patio Awning Length	22'
Optional Patio Awning Length	17'5"
Wheel Base	294"
Overall Width	100"
Hydronic Heat Output (BTU)	60,000
*Approx. Overall Length W/out Hitch	44'10"
*Approx. Overall Height	13'1"
*Approx. Overall Compartment Storage (SF)	195



CUSTOMIZE YOUR INTERIOR

SLATE WOOD GRAIN



SATIN FABRICS



SATIN LEATHERETTE



SURFACE OPTIONS



A. Standard Matte Porcelain Flooring

B. Standard Countertop

PREMIUM PAINT PACKAGES

You will be the talk of the town with any of our exterior full body paint schemes. Enhanced with BASF 4x Clearcoat, it's not just made to look good, it's also made to last.

Choose from 4 different beautiful options.



Shown in Nebula



Polaris




Deep Space



Nebula



Constellation



STANDARDS

CHASSIS

- + Freightliner XCR Raised Rail Chassis
- + Exclusive chassis maintenance Center w/advanced wire/hose routing
- + Cummins ISL 450HP, 1000RPM, 2200GOV RPM, 1250 LB/FT @ 1400RPM
- + Allison 3000MH 6-speed transmission
- + 120V Engine Heater 1000W
- + 22.5" Polished Aluminum Wheels
- + Michelin 295/80R22.5 Tires (N/A 45D)
- + Michelin 315/80R22.5 Front, 295/80R22.5 Rear/Tag Tires (N/A 36A)
- + Trailer Hitch, 15,000 # Capacity
- + 100 gallon, locking dual fill fuel tank (N/A 45D)
- + 150 gallon, locking dual fill fuel tank (N/A 36A)
- + Dual Side DEF Fill
- + Day time running lights
- + 7-Pin tow power connector
- + 18.7 CFM air compressor
- + Farr Eco-air cleaner
- + Air filter restriction indicator
- + Fuel/water separator
- + Brake line Air Dryer w/Heater
- + Automatic, heated moisture ejectors
- + Heavy duty-windshield wipers w/intermittent function
- + 160 amp alternator
- + ABS Disc brakes w/auto slack adjuster
- + Two (2) 1900 CCA at 0°F, maint. free
- + Adjustable suspended brake pedals
- + Jacobs compression brake
- + Electronic stability control (ESC)
- + Automatic traction control (ATC)
- + Sachs custom tuned shock absorbers
- + Auto air suspension deflation system
- + Side radiator cooling package

- + Brake sync tow system
- + Push button start
- + Transmission oil cooler
- + 5 year / 100,000 mile coolant (some maintenance required)
- + Independent front suspension (IFS) & V-ride (rear axle)
- + Adaptive Cruise Collision Mitigation
- + Ultra steer tag axle (N/A 36A)
- + Tire pressure Monitoring system (TPMS)

CONSTRUCTION AND EXTERIOR

- + Fiberglass front and rear caps
- + Full body exterior paint includes slide-out end walls
- + Four (4) point fully auto hydraulic leveling system w/auto air dump
- + Steel basement structure
- + Tru-Brace Anti Camber chassis support system
- + Rust resistant aluminized steel chassis skirts
- + Diamond shield front mask protective film
- + 1 Piece Molded Fiberglass Roof
- + Top-mount chrome remote mirrors w/heat, turn signal & sideview cameras
- + Frameless dual pane, dark tint windows
- + Automotive foam and Ziebart seal undercoating
- + Carefree power door awning
- + Carefree fully integrated dual pitch patio awning w/led lights & Wind Sensor
- + Carefree s/o topper w/covers
- + Full height strut assisted compt doors w/full pass through storage w/power lock
- + "One Key" system, ext-compartment, entry door & fuel fill doors
- + Quiet integrated A/C intake/ducting roof system
- + Crowned and layered vacuum bonded fiberglass roof
- + Vacuum bonded gel coated fiberglass with composite backing Sidewalls

- + Vacuum bonded s/o floor w/fiberglass bottom
- + Block foam polystyrene insulation in walls, roof and floors
- + 30" Entryway
- + Heavy duty powered entry step
- + Channeled drains for A/Cs
- + Tube steel firewall w/polystyrene insulation
- + Lighted exterior assist handle
- + 84" interior ceiling height
- + PTL steel entrance door with deadbolt
- + Auxiliary air chuck (front driverside compartment)
- + Auto LED Headlights & Marker Lights
- + Full length mud flap w/ chrome Charleston name
- + Slide tray in basement compartment

ELECTRICAL

- + All Electric
- + 50A service, auto transfer w/surge protection & 34' power cord reel
- + EZ power cord entry
- + 10kW Onan diesel generator w/manual slide tray (N/A 45D)
- + 12kW Onan diesel generator w/manual slide tray (N/A 36A)
- + Energy management system
- + Electronic house power disconnect switch
- + Generator start/stop switch (On dash/bedroom)
- + Multi-plex w/Precision plex app control
- + Dimmer control lighting throughout
- + LED lighting package
- + Decorative bath, dinette & wall lights w/applicable
- + Individual bed led reading lights in overhead
- + 2800kW pure sine inverter/converter
- + Auto generator start control
- + (6) Six volt deep cycle AGM house batteries w/tray

- + House Battery Distribution Center (HBC)
- + Chassis & house battery bank master shut off switches
- + Led porch & patio lights
- + Easy read 12v house/Chassis load centers
- + Automotive chassis fuse panel (front driverside compt)
- + Ceiling fan in bedroom
- + Kitchen & living room accent lighting
- + 175W solar panel w/MPPT Controller
- + Auto cargo lights

PLUMBING

- + Variable speed 4GPM water pump
- + Individual zoned hot/cold manifold water supply system
- + 4-way water management valve in water bay compartment
- + Powered hose reel
- + Bath - solid surface under mount sink
- + Kitchen - Stainless steel sink
- + Full Tile Shower
- + Whole house water filter
- + Black water tank flush system
- + Kitchen single lever faucet w/ pull-out sprayer
- + Porcelain china bowl toilet w/foot flush
- + Clean-easy exterior shower hose
- + Convenience monitor panel in water bay door
- + Gallons Tank Monitoring
- + 360 Roof vent caps
- + Tecma-macerator toilet (N/A 36A)

DRIVER/PASSENGER COCKPIT

- + One piece windshield
- + Power front day/night shades
- + Passenger & driver window day/night shades
- + 3D Carbon fiber dash panels

- + Road Watch w/Mobileye collision avoidance system
- + Optiview glass instrument panel
- + Steering wheel - w/radio audio, wipers, engine brake, cruise, adjustable pedals & transmission mode control
- + Auto headlight system
- + Electronic cruise control w/ high idle
- + Auxiliary Fog lights
- + 10" Dash radio w/ color back-up and side view camera pkg w/Navigation
- + Villa soft touch wide driver seat, swivel, recline seat w/6-Way pwr adj.
- + Villa passenger seat, swivel, recline & power foot rest
- + Driver/Passenger side consoles w/cup-holders
- + Passenger seat workstation
- + Driver console wireless cellphone charger
- + Lighted step well
- + Two (2) Defroster fans w/ high and low settings
- + Automotive dash AC/heater w/ deluxe controls
- + Multiple auxiliary/USB & 12V charging ports at dash
- + Power flushfloor stepwell cover
- + Multiple entry assist handles
- + Driver & Passenger LED ceiling map lights
- + Emergency/aux engine start switch at dash
- + Fitted Cockpit floormat w/ "Charleston" logo
- + Fitted entryway step carpet mats
- + Keyless entry w/power baggage door locks

ENTERTAINMENT

- + 49" LED TV, living room
- + 43" LED TV, exterior TV w/bluetooth radio & Speakers
- + 43" LED TV, bedroom
- + 32" LED TV, cockpit O/H

- + 22" LED TV, (2)each bunk w/ easy access HDMI jack (N/A 36A)
- + JBL Soundbar w/subwoofer
- + Roof mount Winegard Trav'ler satellite prep
- + Park/cable prep
- + High Definition Cat6 matrix signal distribution
- + Hi-Definition digital TV antennae
- + JBL Dash speakers tuned amplifier system
- + Sirius/XM satellite Ready Radio
- + Blu-ray DVD player
- + Auto WiFi extended range Falcon antennae & router

INTERIOR

- + Matte Finish porcelain tile throughout
- + Semi gloss hardwood cabinetry w/glazing, interior doors & slideout fascia
- + Hardwood full overlay raised panel cabinet doors w/glazing
- + Auto wardrobe Lights
- + Hidden hinges and bar pull style cabinet hardware
- + Dovetailed drawer boxes
- + Crown trim - Living/kitchen and Bedroom room ceilings
- + Hardwood window valances w/accent lighted Legs
- + "Soft Touch" dream booth dinette (expandable/dinette-36A)
- + Villa Ultrafab love seat (N/A 36A)
- + Villa Ultrafab hide-a-bed sofa
- + Polished solid surface kitchen and bath countertops
- + Polished solid surface backsplash
- + Full extension soft close drawer guides throughout
- + Galley storage compartment for sink covers
- + Kitchen Pantry
- + Bi-fold doors, bunk beds (N/A 36A)

- + "Soft Touch" padded ceiling
- + Roller style day/night shades
- + Dresser drawers and wardrobe bedroom cabinetry
- + Power recline master bed
- + 72"x 80" Motorized Tilt Serta king bed w/bedspread & decorative pillows
- + Contoured overhead cabinets in slide rooms
- + Bed night stands, w/dual USB jack & overhead cabinetry
- + Towel bar, toilet Paper holder & towel ring
- + Living room ceiling feature
- + Electronic safe
- + LP gas, carbon monoxide & smoke detectors
- + Fire extinguisher

APPLIANCES

- + 1(3)15,000 btu A/C's (Front & Rear-w/heat pump) (N/A 36A)
- + (2)15,000 btu A/C's w/heat pump (N/A 45D)
- + Heated holding tank compartment
- + Aqua Hot hydronic heat w/continuous flow hot water
- + Electric heated tile floors
- + 30" OTR convection microwave oven
- + 23 cf french door residential refrigerator w/ice maker
- + Electric induction glass cook top
- + Power fan in bathroom w/rain cover
- + Maxxair in galley w/wireless remote control w/rain cover
- + Stackable washer & dryer
- + Electric fireplace
- + Central vacuum system w/toe kick
- + Stainless steel dishwasher

OPTIONS

- + Powered theater seating ilo of hide-a-bed sofa
- + Trav'ler (Winegard) satellite antennae-Dish Network (US)
- + Trav'ler (Winegard) satellite antennae-Shaw (Canada)
- + Basement freezer with pull out tray
- + 600AHR Lithium House Battery w/800w Solar Pkg
- + 2nd Patio Awning Passenger side
- + 800w solar panel

