

BERKSHIRE CLASS A FAMILY LINE UP



BERKSHIRE

A new adventure is awaiting you around every corner. Sophisticated décor, real hardwoods and unsurpassed attention-to-detail are all traits of a Berkshire Motorhome.

BERKSHIRE XL

Offering modern, yet easy living interiors with fresh, tasteful decors, the Berkshire XL will exceed your expectations for luxury and comfort in a Class A motorhome.

BERKSHIRE XLT

The Berkshire XLT Class A Motorhome provides a level of luxury and performance expected of a tag axle with an unmatched value driven price point.

CHARLESTON

A Charleston Motorhome brings unparalleled design and performance together with a contemporary interior. It features a quality Freightliner XCR raised rail chassis.

YOUR BERKSHIRE DEALER:

Berkshire XLT

FOLLOW US:



CONTACT INFORMATION: Forest River Diesel Division

1800 W. Hively Ave., Elkhart, IN 46517

(574) 522-3693

www.forestriverinc.com

www.shopforestriver.com

All information contained in this brochure is believed to be accurate at the time of publication. However, during the model year, it may be necessary to make revisions and Forest River, Inc., reserves the right to make all such changes without notice, including prices, colors, materials, equipment and specifications as well as the addition of new models and the discontinuance of models shown in this brochure. Therefore, please consult with your Forest River dealer and confirm the existence of any materials, design or specifications that are material to your purchase decision.



PRE-DELIVERY INSPECTION FACILITY
20,000 square feet of quality assurance. The bare essentials for a premium product. This state-of-the-art facility gives immediate daily feedback to production for quality assurance in every unit built.

**24/7 EMERGENCY
ROADSIDE ASSISTANCE
WITH VEHICLE PURCHASE***

TOWING	WINCH-OUT
JUMP-STARTS	MOBILE MECHANIC
TIRE CHANGES	TECHNICAL
FLUID DELIVERY	SUPPORT
LOCKOUT	DEALER LOCATOR
SERVICE	SERVICES

SAFERIDERY
MOTOR CLUB

*VALID FOR 1 YEAR FROM DATE OF PURCHASE



www.ForestRiverBuyLocal.com



©Berkshire - a division of Forest River Inc.
A Berkshire Hathaway company



Learn More
Scan this barcode using a QR Reader
on your smart phone to learn more
about Forest River.



A Berkshire Hathaway company.

Berkshire XLT

GET YOUR HANDS ON IT



Berkshire XLT
LUXURY CLASS A DIESEL

WHEREVER YOU MAY ROAM
MAKE BERKSHIRE XLT YOUR HOME

Berkshire XLT



TRU-BRACE FOUNDATION

FEATURING TRU-ACCESS FROM 



Driven By You

IT'S ALL ABOUT
THE DRIVING FORCE

ANTI-CAMBER SUPPORT BRACING found on our TRU-BRACE FOUNDATION features an industry best 15,000 lb towing capacity. Freightliner's ZF Independent Front Suspension provides an automotive-like feel and maneuverability.



Freightliner's V-Ride™ Rear RV Suspension System, rated up to 24,000 pounds, gives you the freedom to choose more amenities and carry more cargo. It also provides superior roll stability, a smoother ride and more stable handling—in any driving condition.

Large volumetric air springs and premium Sachs Shocks deliver the smoothest ride available for your Berkshire motorhome.

The V-connection dissipates suspension forces, reducing stress on the coach for greater durability and longevity.

BRAKE SYNC

BrakeSync is the only factory-installed, factory-warranted supplemental braking system providing more automotive style mounting along with air connection with quick disconnect. It also provides more preventative maintenance and safety features than other chassis-supplied systems.



CUMMINS ISL TURBO DIESEL
8.9 LITER 450 HP, 1250 FT/LBS
OF TORQUE



ALLISON 3000MH
6-SPEED TRANSMISSION



TRAILER HITCH WITH
15,000 LBS. CAPACITY



150 GALLON, LOCKING,
DUAL FILL FUEL TANK




FREIGHTLINER'S ZF INDEPENDENT
FRONT SUSPENSION



MOBILE EYE COLLISION
MITIGATION

LIKE A PENTHOUSE SUITE ON WHEELS

Berkshire XLT



Berkshire XLT is a Class A motorhome brand of Forest River. It is driven by an unending pursuit for precision and quality inside and out. Offering modern interiors with fresh, livable decors, the Berkshire will exceed your expectations for luxury and comfort. 45E floorplan shown here.

The 45A floorplan is shown below with polished porcelain tile throughout. The semi-gloss robust cherry hardwood cabinetry features raised-panel doors.

All XLT Class A floorplans are an example of just how much livable space you'll find in our spacious room designs. This is the 45A from the opposite end.

45A floorplan shown below comes with semi-gloss hardwood cabinetry and raised-panel doors. The electric fireplace is a standard feature as well.



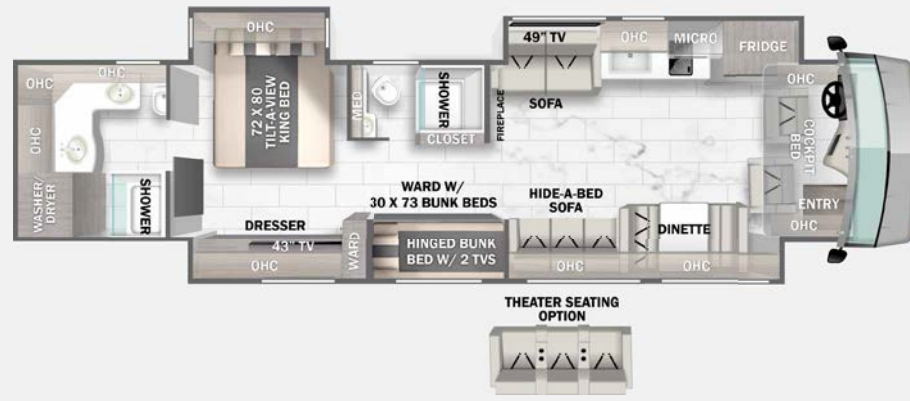
Bedroom features a 72x80 inch motorized tilt Serta King bed, bedspread, decorative pillows and plenty of storage.

The 45E bunkhouse floorplan, also shown above, offers plenty of sleeping and storage space for all the family members.

This 45E bathroom area (shown above) features solid surface shower walls, glass door, teakwood seat, and a large skylight.

THE RIGHT PLAN FOR YOU

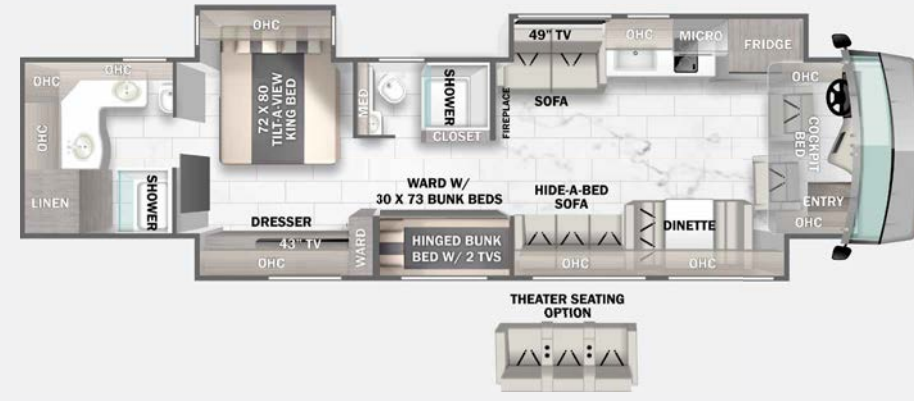
Berkshire XLT



45A

Our 45A floorplan is a spacious 2 full bath bunk/wardrobe model with a large kitchen counter space, all electric with abundant cargo capacity, and a large rear bathroom.

450HP WITH ALLISON 3000MH TRANSMISSION	
GVWR (lbs)	47,000
GCWR (lbs)	62,000
GAWR, Front Axle (lbs)	17,000
GAWR, Rear Axle (lbs)	20,000
Tag Axle (lbs)	10,000
Fresh Water Capacity w/quick drain valve (gal)	103
Grey Tank (gal)	66
Patio Awning Length	12'9"
Wheel Base	294"
Overall Width	100"
Hydronic Heat Output (BTU)	65,600
*Approx. Overall Length W/out Hitch	44' 11"
*Approx. Overall Height	12' 9"
*Approx. Overall Compartment Storage (SF)	261



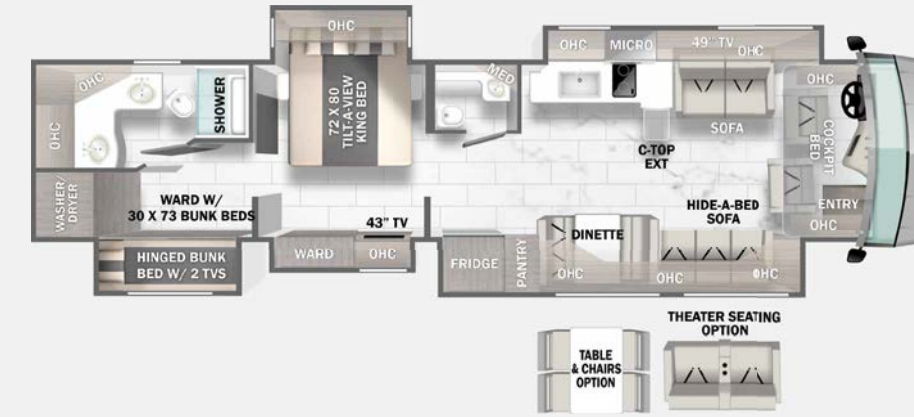
45CA

The XLT 45CA floorplan is also a spacious 2 full bath bunk/wardrobe with a large camp side awning, spacious living entertaining area, has opposing seating, and a large rear bathroom.


450HP WITH ALLISON 3000MH TRANSMISSION	
GVWR (lbs)	47,000
GCWR (lbs)	62,000
GAWR, Front Axle (lbs)	17,000
GAWR, Rear Axle (lbs)	20,000
Tag Axle (lbs)	10,000
Fresh Water Capacity w/quick drain valve (gal)	103
Grey Tank (gal)	66
Patio Awning Length	18'
Wheel Base	294"
Overall Width	100"
Hydronic Heat Output (BTU)	65,600
*Approx. Overall Length W/out Hitch	44' 11"
*Approx. Overall Height	12' 9"
*Approx. Overall Compartment Storage (SF)	261

45E

This 45E floorplan is a spacious bath and 1/2 with a large utility closet that can be a bunk/wardrobe or whatever fits your needs. It also features opposing seating in the living room.



450HP WITH ALLISON 3000MH TRANSMISSION	
GVWR (lbs)	47,000
GCWR (lbs)	62,000
GAWR, Front Axle (lbs)	17,000
GAWR, Rear Axle (lbs)	20,000
Tag Axle (lbs)	10,000
Fresh Water Capacity w/quick drain valve (gal)	103
Grey Tank (gal)	66
Patio Awning Length	16' 3"
Wheel Base	294"
Overall Width	100"
Hydronic Heat Output (BTU)	65,600
*Approx. Overall Length W/out Hitch	44' 11"
*Approx. Overall Height	12' 9"
*Approx. Overall Compartment Storage (SF)	261




CUSTOMIZE YOUR INTERIOR

ROBUST CHERRY WOOD GRAIN



LEATHERETTE OPTIONS

- A. Haze
- B. Fog



DESIGNER FABRIC OPTIONS

- A. Lumis
- B. Twilight



SURFACE OPTIONS

- A. Standard Polished Porcelain Flooring
- B. Matte Porcelain Flooring Option
- C. Standard Countertop



FIXED INTERIOR | WHITE DIAMOND ICE

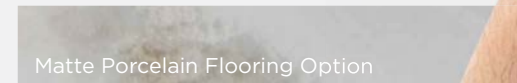
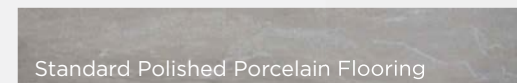


Executive Dark Cherry Wood Grain



Mist Leatherette

DESIGNER FABRICS




PREMIUM PAINT PACKAGES

You will be the talk of the town with any of our exterior full body paint schemes. Enhanced with BASF 4x Clearcoat, it's not just made to look good, it's also made to last.

Choose from 5 different beautiful options.



Shown in Laguna



Sand Dollar




Midnight




Lake Shore



Laguna



Aqua Scape



STANDARDS

CHASSIS

- + Freightliner XCR Raised Rail Chassis
- + Exclusive chassis maintenance Center w/advanced wire/hose routing
- + Cummins ISL 450HP, 1000RPM, 2200GOV RPM, 1250 LB/FT @ 1400RPM
- + Allison 3000MH 6-speed transmission
- + 120V Engine Heater 1000W
- + 22.5" Polished Aluminum Wheels
- + Michelin 315/80R22.5 Front, 295/80R22.5 Rear/Tag Tires
- + Trailer Hitch, 15,000 # Capacity w/Air Tow System
- + 150 gallon, locking dual fill fuel tank
- + Driver side remote fill, 15 Gallon DEF Tank
- + Day time running lights
- + 7-Pin tow power connector
- + 18.7 CFM air compressor
- + Farr Eco-air cleaner
- + Air filter restriction indicator
- + Fuel/water separator
- + Brake line Air Dryer w/Heater
- + Automatic, heated moisture ejectors
- + Heavy duty-windshield wipers w/intermittent function
- + 160 amp alternator
- + Full air ABS brakes w/ auto slack adjuster
- + Two (2) 1900 CCA at 0°F, maint. free
- + Jacobs compression brake
- + Suspension Neway (front & tag axles) & V-ride (rear axle)
- + Sachs custom tuned shock absorbers
- + Auto air suspension deflation system
- + Side radiator cooling package
- + Transmission oil cooler
- + 5 year / 100,000 mile coolant (some maintenance required)

- + Electronic cruise control w/ high idle
- + Independent front suspension, IFS
- + Ultra steer tag axle
- + Tire pressure Monitoring system (TPMS)

CONSTRUCTION AND EXTERIOR

- + Fiberglass front and rear caps
- + Full body exterior paint includes slide-out end walls
- + Four (4) point fully auto hydraulic leveling system w/auto air dump
- + Steel basement structure
- + Tru-Brace Anti Camber chassis support system
- + Rust resistant aluminized steel chassis skirts
- + Diamond shield front mask protective film
- + 1 Piece Molded Fiberglass Roof
- + Top-mount remote mirrors w/heat, turn signal & sideview cameras
- + Frameless dual pane, dark tint windows
- + Automotive foam and Ziebart seal undercoating
- + Carefree power door awning
- + Carefree Latitude dual pitch patio awning w/led light & Wind Sensor
- + Carefree s/o topper w/covers
- + Full height strut assisted compt doors w/full pass through storage
- + "One Key" system, ext-compartment, entry door & fuel fill doors
- + Quiet integrated A/C intake/ducting roof system
- + Molded and layered vacuum bonded fiberglass roof
- + Vacuum bonded gel coated fiberglass with composite backing Sidewalls
- + Vacuum bonded s/o floor w/fiberglass bottom
- + Block foam polystyrene insulation in walls, roof and floors
- + 30" Entryway
- + Channeled drains for A/Cs

- + Tube steel firewall w/polystyrene insulation
- + Lighted exterior assist handle
- + 84" interior ceiling height
- + PTL steel entrance door with deadbolt
- + Auxiliary air chuck (front driverside compartment)
- + Auto Headlights
- + Full length mud flap w/ chrome Berkshire name
- + Slide tray in basement compartment

ELECTRICAL

- + All Electric
- + 50A service w/auto transfer switch & 34' power cord reel
- + EZ power cord entry
- + 10kW Onan diesel generator w/manual slide tray
- + Energy management system
- + Electronic house power disconnect switch
- + Generator start/stop switch (On dash/bedroom)
- + Multi-plex w/Precision plex app control
- + Dimmer control lighting throughout
- + LED lighting package
- + Decorative bath, dinette & wall lights w/applicable
- + Individual bed led reading lights in overhead
- + 2800W pure sine inverter/converter
- + Auto generator start control
- + (6) Six volt deep cycle house batteries
- + House Battery Distribution Center (HBC)
- + Chassis & house battery bank master shut off switches
- + Led porch & patio lights
- + Easy read 12v house/Chassis load centers
- + Automotive chassis fuse panel (front driverside compt)

- + Ceiling fan in bedroom
- + Kitchen & living room accent lighting
- + 175W solar panel w/mppt controller

PLUMBING

- + Variable speed 4GPM water pump
- + Individual zoned hot/cold manifold water supply system
- + 4-way water management valve in water bay compartment
- + Bath - solid surface under mount sink
- + Kitchen - Stainless steel under mount sink
- + Solid Surface shower walls, glass door, teakwood seat & skylight
- + Whole house water filter
- + Black water tank flush system
- + Kitchen single lever faucet w/ pull-out sprayer
- + Porcelain china bowl toilet w/foot flush
- + Clean-easy exterior shower hose
- + Convenience monitor panel in water bay door
- + Gallons Tank Monitoring
- + 360 Roof vent caps
- + Tecma-macerator toilet(rear bath)

DRIVER/PASSENGER COCKPIT

- + One piece windshield
- + Power front day/night shades
- + Passenger & driver window day/night shades
- + 3D Carbon fiber dash panels
- + Mobileye Collision Avoidance System
- + Optiview glass instrument panel
- + Steering wheel - w/radio audio, wipers, engine brake, cruise, adjustable pedals & transmission mode control
- + Auxiliary Fog lights
- + 10" Dash radio w/ color back-up and side view camera pkg w/Navigation
- + Villa soft touch wide driver seat, swivel recline seat w/6-Way power adjust

- + Villa soft touch wide passenger seat, swivel, recline & power foot rest
- + Driver/Passenger side consoles w/cup-holders
- + Passenger seat workstation
- + Driver console wireless cellphone charger
- + Lighted step well
- + Two (2) Defroster fans w/ high and low settings
- + Automotive dash AC/heater w/ deluxe controls
- + Multiple auxiliary/USB & 12V charging ports at dash
- + Power flushfloor stepwell cover
- + Multiple entry assist handles
- + Driver & Passenger LED ceiling map lights
- + Emergency/aux engine start switch at dash
- + Fitted Cockpit floormat w/"Berkshire" logo
- + Fitted entryway step carpet mats
- + Keyless entry

ENTERTAINMENT

- + 49" LED TV, living room (N/A 45A)
- + 43" LED TV, living room (N/A 45CA & 45E)
- + 43" LED TV, exterior TV w/bluetooth radio & Speakers
- + 43" LED TV, bedroom
- + 32" LED TV in cockpit overhead
- + 22" LED TV, (2)each bunk w/ easy access HDMI jack
- + JBL Soundbar w/integrated sub & bluetooth
- + Roof mount Winegard Trav'ler satellite prep
- + Park/cable prep
- + High Definition Cat6 matrix signal distribution
- + Hi-Definition digital TV antennae
- + JBL Dash speakers tuned amplifier system
- + Sirius/XM satellite Ready Radio

- + Blu-ray DVD player
- + Auto WiFi extended range antennae & router

INTERIOR

- + Polished porcelain tile throughout
- + Semi gloss hardwood cabinetry w/ glazing, interior doors & slideout fascia (Glazing N/A w/executive dark cherry opt)
- + Hardwood raised panel cabinet doors w/glazing (Glazing N/A w/executive dark cherry opt)
- + Front bed lift in cockpit
- + Hidden hinges and bar pull style cabinet hardware
- + Living room ceiling crown Trim
- + Carpeted slide-outs w/applicable
- + Window valances
- + Hardwood valance legs w/applicable
- + Ultrafab Dream booth dinette w/ storage underneath
- + Villa Ultrafab love seat (N/A 45A)
- + Villa Ultrafab hide-a-bed sofa
- + Polished solid surface kit/bath c-tops & backsplash w/tile inserts
- + Full extension ball bearing metal drawer guides throughout
- + Galley storage compartment for sink covers
- + Kitchen Pantry
- + Pull out kitchen Drawer Base (N/A 45A & 45CA)
- + Bi-fold doors, bunk beds
- + "Soft Touch" padded ceiling
- + Roller style day/night shades
- + Dresser drawers and wardrobe bedroom cabinetry
- + 72"x 80" Motorized Tilt Serta king bed w/bedspread & decorative pillows
- + Contoured overhead cabinets in slide rooms
- + Bed night stands, w/dual USB jack & overhead cabinetry
- + Mirrored vanity overhead cabinet doors

- + Towel bar, toilet paper holder, towel ring
- + Living room ceiling feature
- + Electronic safe
- + LP gas, carbon monoxide & smoke detectors
- + Fire extinguisher

APPLIANCES

- + (3)15,000 btu A/C's (Front & Rear-w/heat pump)
- + Heated holding tank compartment
- + Aqua Hot hydronic heat w/continuous flow hot water
- + Electric heated tile floors
- + 30" OTR convection microwave oven
- + 23 cf french door residential refrigerator w/ice maker
- + Electric induction glass cook top
- + Power fan in bathroom w/rain cover
- + Maxxair in galley w/wireless remote control w/rain cover
- + Stackable washer & dryer
- + Stainless steel dishwasher
- + Electric fireplace
- + Central vacuum system w/toe kick

OPTIONS

- + Free standing dinette w/hutch and 4 chairs (N/A 45CA)
- + Powered theater seating ilo of hide-a-bed sofa
- + Matte finish Porcelain tile flooring
- + Trav'ler (Winegard) satellite antennae-Dish Network (US)
- + Trav'ler (Winegard) satellite antennae-Shaw (Canada)
- + Basement freezer with pull out tray
- + 600AHR Lithium House Battery w/800w Solar Pkg

